

EMPower Open Cupboard Base - 12"

ITEM # _____

MODEL # _____

NAME # _____

SIS # _____

AIA # _____



169028 (AV12)

EMPower Open Cupboard
Base, 12" wide

Short Form Specification

Item No. _____

EMPower unit to be Electrolux Professional Open Cupboard 12" (305 mm). EMPOWER unit to be installed below Electrolux Professional top EMPOWER units. Construction in Stainless Steel. Right-angled side edges to allow flush fitting between EMPOWER units. Supplied with 6" (150 mm) height adjustable, removable legs. EMPOWER unit may be installed on casters.

Main Features

- Unit to be installed below Electrolux Professional top models.
- Right-angled side edges to allow flush fitting joints between units, eliminating gaps and possible dirt traps.
- Supplied with 6" (150 mm) height adjustable, removable legs.
- Unit may be installed on casters.
- Base compartment for storage of pots, pans, sheet pans, etc.
- Included Accessories: 4 pins for connection to top units.

Construction

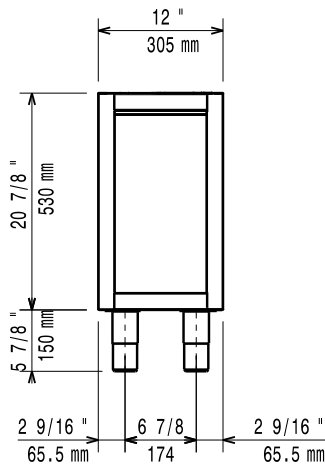
- Height adjustable feet.
- 4 screws to install top unit on the cupboard base are supplied with the top units.
- Constructed in Stainless steel with Scotch Brite finish to meet the highest hygiene standards.

Optional Accessories

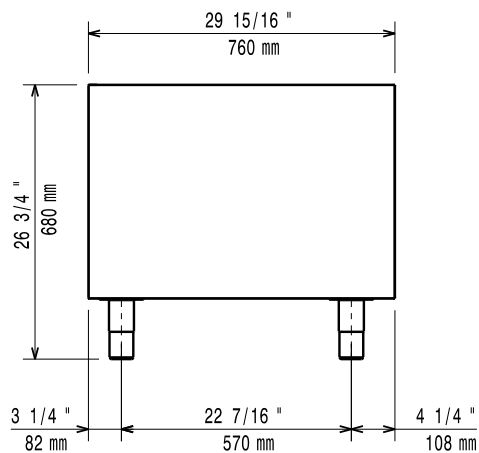
- Kit connecting bases - 2 plates and 2 wheels - 1 with brake. Suitable for pasta cookers, open bases and convection oven base PNC 169041
- EMPOWER portioning shelf 12" PNC 169173
- Kit 4 wheels - 2 swiveling with brake PNC 206135

APPROVAL: _____

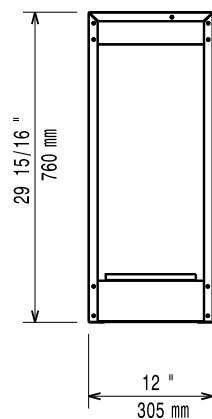
Front



Side



Top


Key Information:
External dimensions, Width:
169028 (AV12) 12 1/64" (305 mm)

External dimensions, Depth: 29 15/16" (760 mm)

External dimensions, Height: 26 11/16" (678 mm)

Net weight: 22 lbs (10 kg)

Shipping width: 14 3/16" (360 mm)

Shipping depth: 35 7/16" (900 mm)

Shipping height: 34 1/4" (870 mm)

Shipping weight: 55 lbs (25 kg)

Shipping volume: 9.95 ft³ (0.28 m³)